

What is a CSV File?

CSV files can be generated from (and used with) common spreadsheet program, such as Microsoft Excel, Open Office Calc, or Google Spreadsheets.

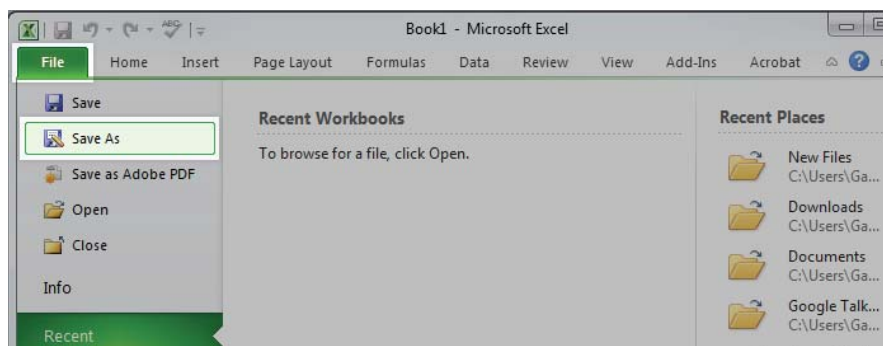
A CSV is a comma separated values file, which allows data to be saved in a table structured format in plain text. Each line of the file is a data record and each record consist of one or more fields separated by commas. CSVs look like a spreadsheet but with a .csv extension, for example template.csv.

They differ from other spreadsheet file types in that you can only have a single sheet in a file, they cannot save cell, column, or row styling, and cannot save formulas.

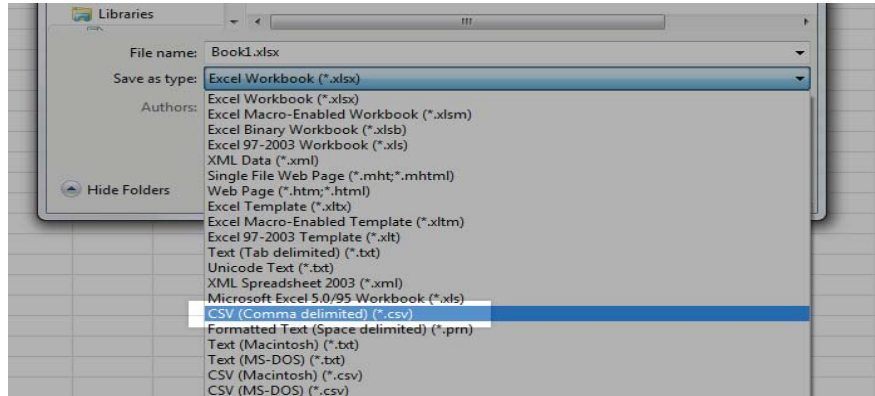
Saving your spreadsheet as a CSV file

These instructions are for Microsoft Excel 2010, but any spreadsheet software will follow a similar process.

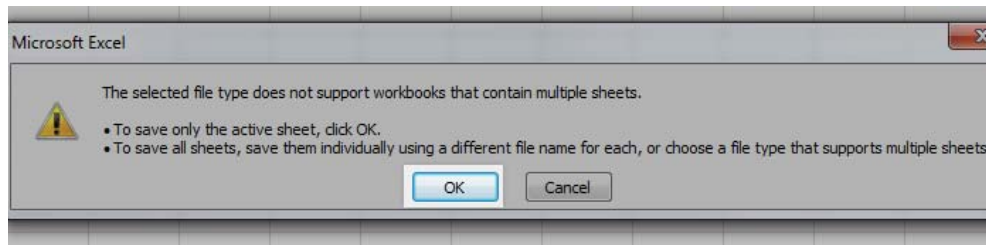
1. Open your Microsoft Excel spreadsheet program.
2. Click on **File** and choose **Save As**.



- Under **Save as type**, choose **CSV (Comma delimited)**. Click **Save**.



- You may see a message that your file "may contain features that are not compatible with CSV". Click **Yes** to continue. This message is to inform you that any formatting you may have (such as colours or bold text) and any formulas will not be preserved in the CSV formatted file.



- You may use your spreadsheet program to open the CSV file generated as above and verify your data.