



E-CERTIFICATE OF ORIGIN

Prepared by Mauritius Network Services Ltd

DECEMBER 2020



CONTENTS

GETTING STARTED 3

LIST OF ALL APPLICATIONS 4

NEW APPLICATION 5

ACTION BUTTON 7

COMMUNICATION 8

MAINTENANCE 9

GETTING STARTED

1. Open your browser e.g Firefox, Google Chrome and type the url <https://tradenetmns.mu> to access the web-based application.
2. Insert your username and password and click on Login.



Figure 1: Log In Page

3. Go to Certificate of Origin and click on E-Certificate of Origin Application System from the drop-down menu as shown in Figure 2 below.

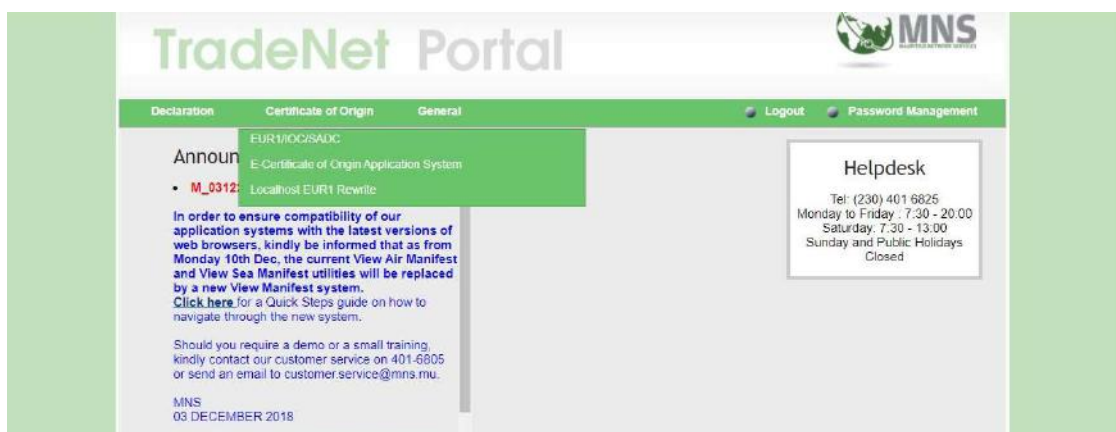


Figure 2: Selecting E-Certificate of Origin Application System

4. You will be directed to the following main page.
 The main page contains announcements and a dashboard with statistics of different applications' status

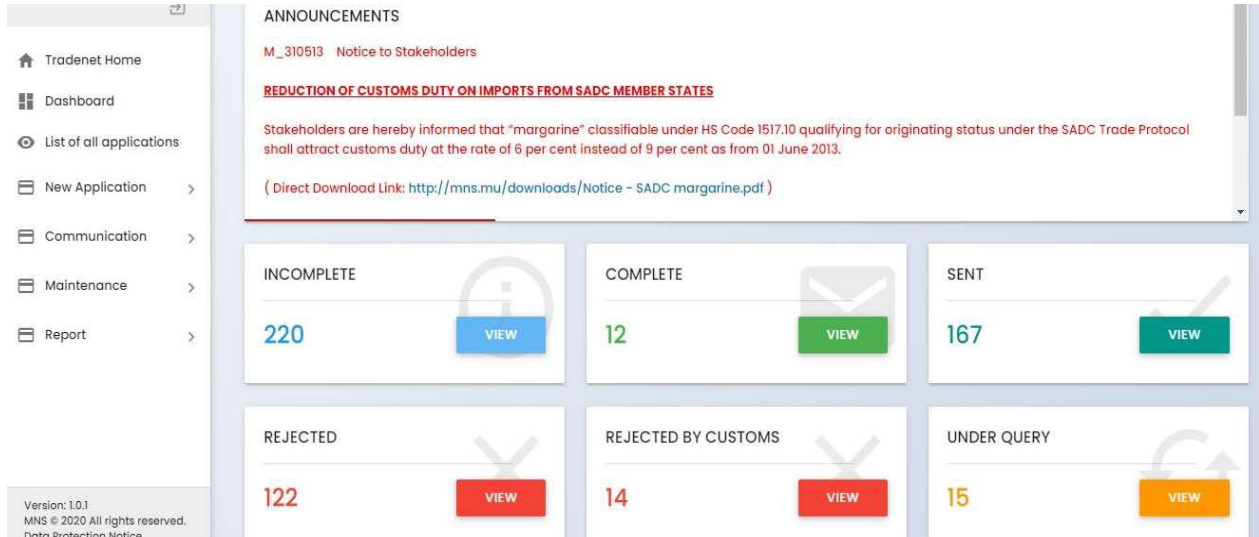


Figure 3: Dashboard

LIST OF ALL APPLICATIONS

1. Click on List of all application to retrieve a list of applications already prepared.

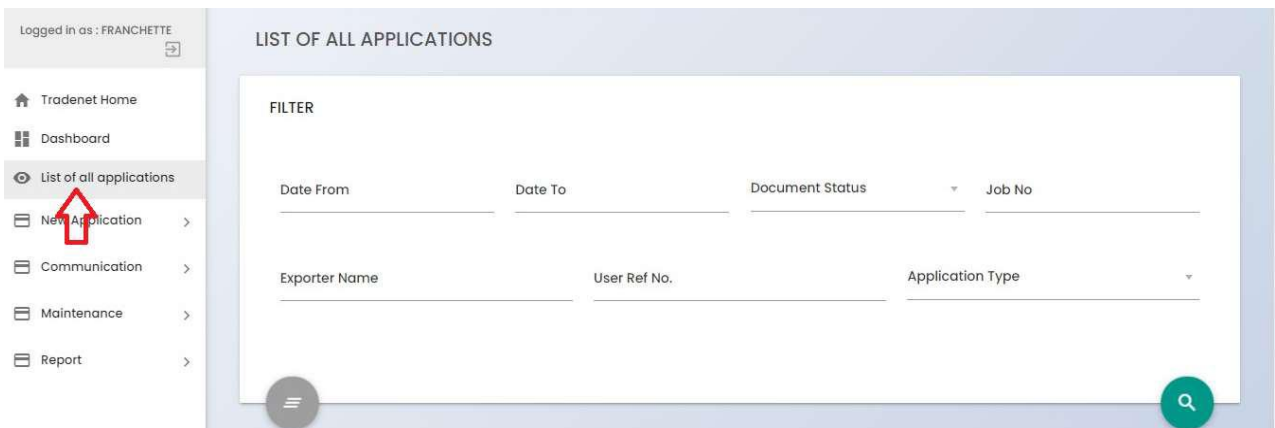
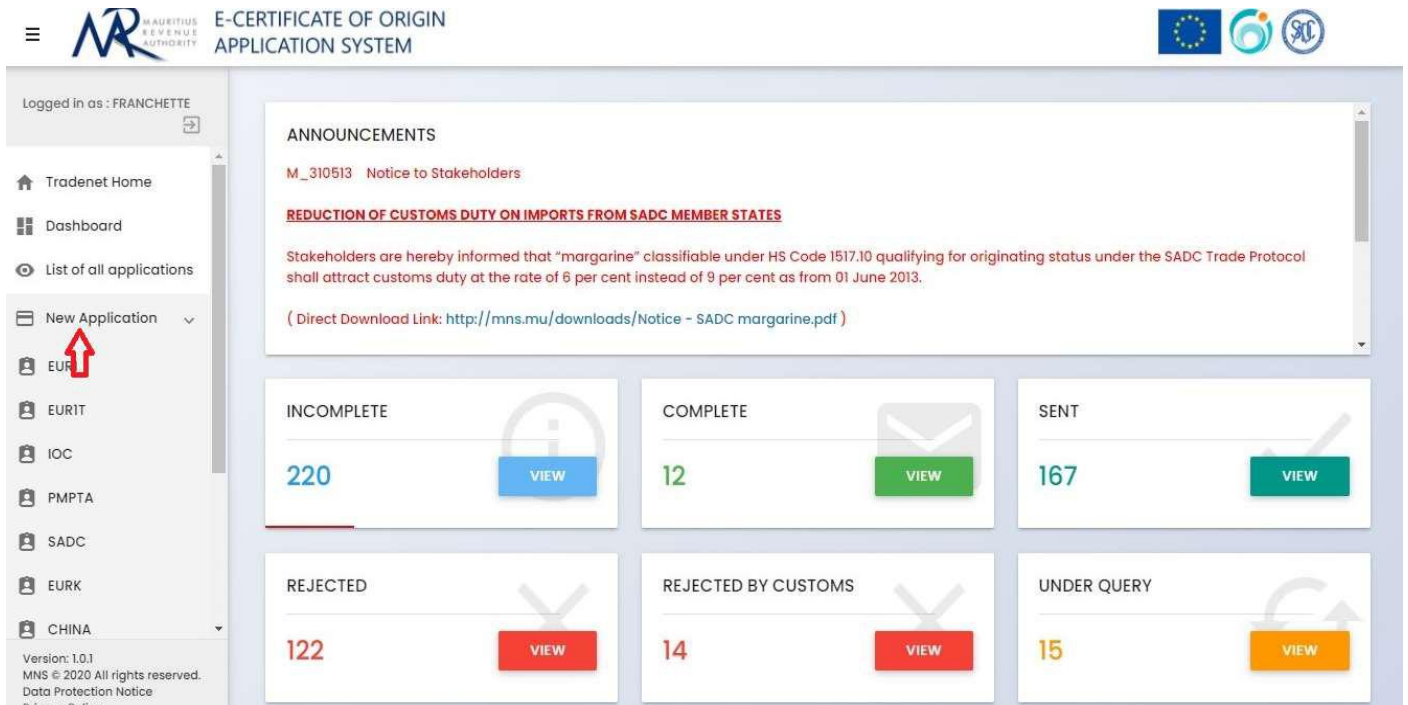


Figure 4: List of all applications

NEW APPLICATION

1. Click on New Application and select relevant certificate for a new application.

To edit/ duplicate application click



Logged in as : FRANCHETTE

MAURITIUS REVENUE AUTHORITY E-CERTIFICATE OF ORIGIN APPLICATION SYSTEM

ANNOUNCEMENTS

M_310513 Notice to Stakeholders

REDUCTION OF CUSTOMS DUTY ON IMPORTS FROM SADC MEMBER STATES

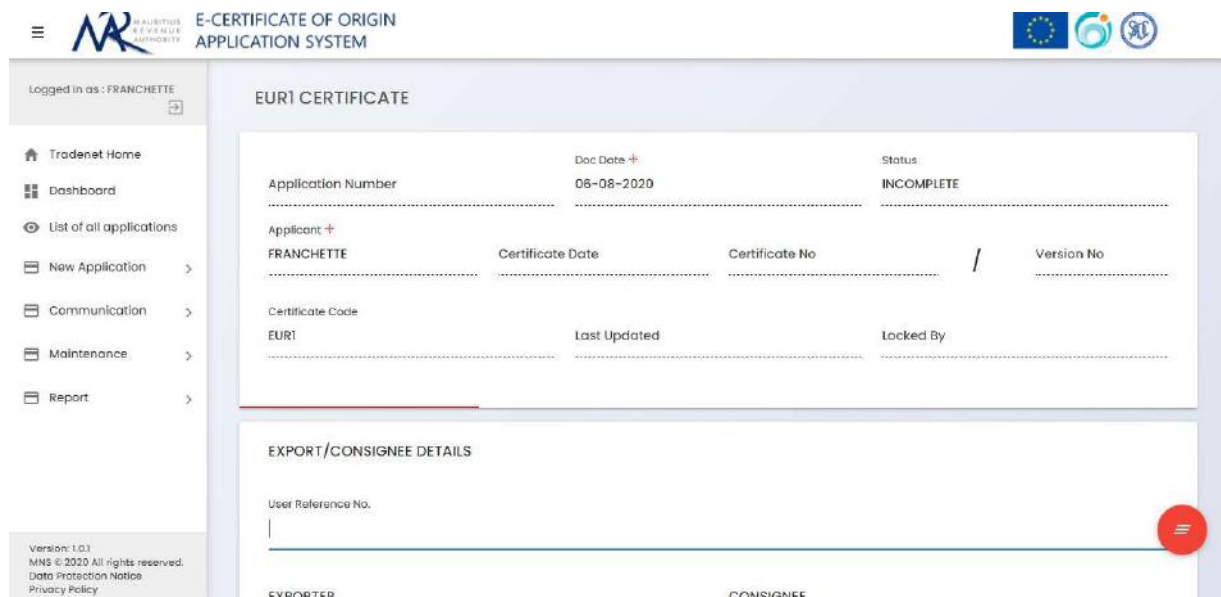
Stakeholders are hereby informed that "margarine" classifiable under HS Code 1517.10 qualifying for originating status under the SADC Trade Protocol shall attract customs duty at the rate of 6 per cent instead of 9 per cent as from 01 June 2013.

(Direct Download Link: <http://mns.mu/downloads/Notice - SADC margarine.pdf>)

INCOMPLETE 220 VIEW	COMPLETE 12 VIEW	SENT 167 VIEW
REJECTED 122 VIEW	REJECTED BY CUSTOMS 14 VIEW	UNDER QUERY 15 VIEW

Version: 1.0.1
MNS © 2020 All rights reserved.
Data Protection Notice
Privacy Policy

Figure 5: New Application



EUR1 CERTIFICATE

Application Number: 06-08-2020 Doc Date: 06-08-2020 Status: INCOMPLETE

Applicant: FRANCHETTE Certificate Date: Certificate No: / Version No: /

Certificate Code: EUR1 Last Updated: Locked By: /

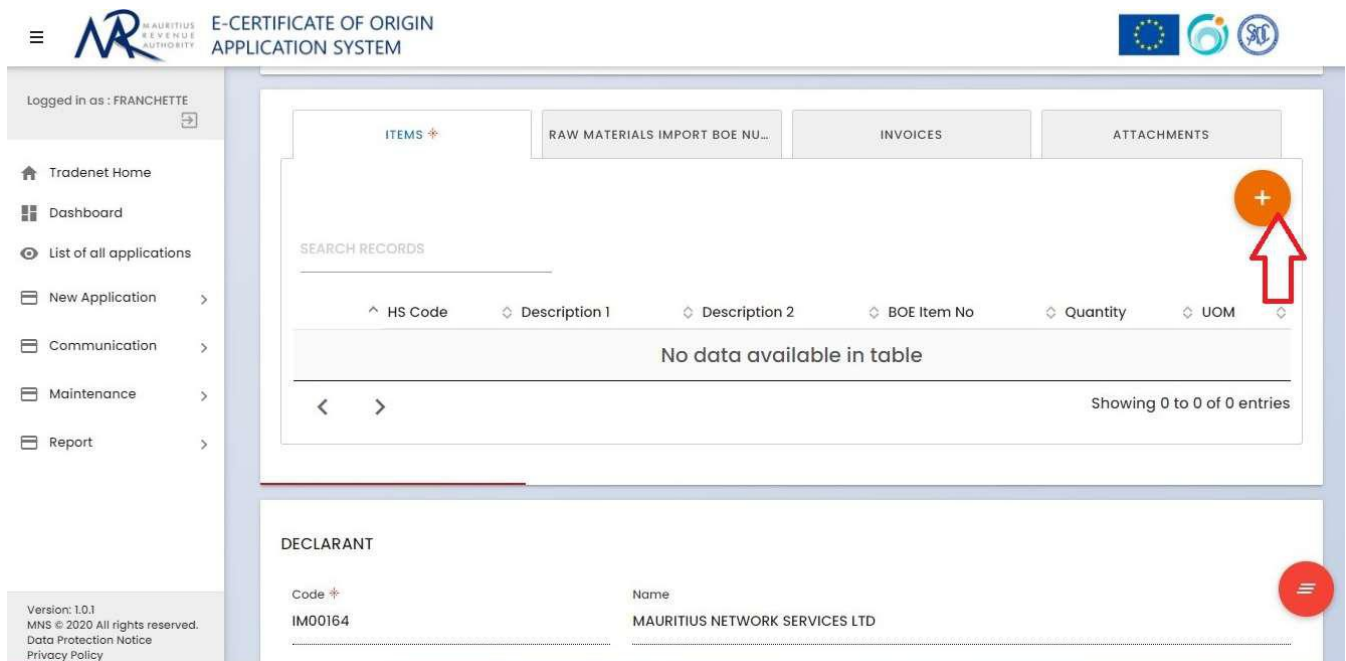
EXPORT/CONSIGNEE DETAILS

User Reference No.:

EXPORTED CONSIGNEE

Figure 5(a): EUR1 Form part 2

To fill in the details below such as items, attachments, etc., click on the same and click on the + button to add the relevant information.



ITEMS RAW MATERIALS IMPORT BOE NU... INVOICES ATTACHMENTS

SEARCH RECORDS

HS Code	Description 1	Description 2	BOE Item No	Quantity	UOM
No data available in table					

Showing 0 to 0 of 0 entries

DECLARANT

Code: IM00164 Name: MAURITIUS NETWORK SERVICES LTD

Figure 5(b): EUR1 Form part 2

ACTION BUTTON

The Action buttons are found at the bottom right of the page. The SEND button will appear only after the application has successfully been saved.



The screenshot displays the 'E-CERTIFICATE OF ORIGIN APPLICATION SYSTEM' interface. The user is logged in as 'FRANCHETTE'. The main content area shows details for a 'EUR1 CERTIFICATE' with the following information:

Application Number	Doc Date	Status
2020072000819MNSADMIN	20-07-2020	INCOMPLETE

Applicant	Certificate Date	Certificate No	Version No
FRANCHETTE		/	0

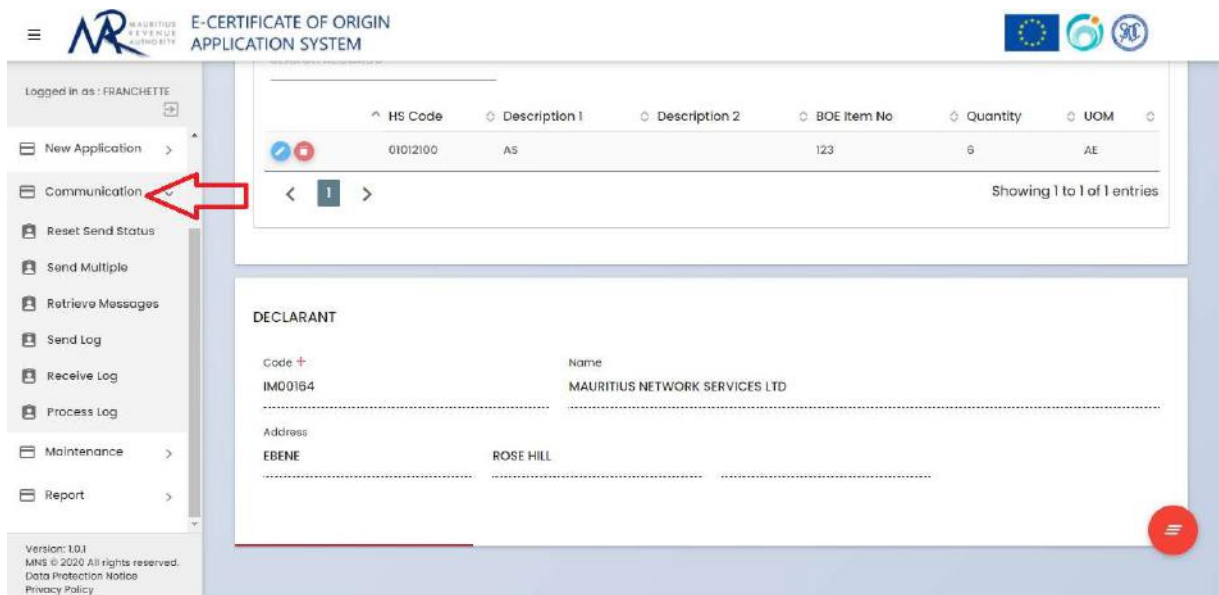
Certificate Code	Last Updated	Locked By
EUR1	20-07-2020 16:35:15	FRANCHETTE

Below the certificate details is the 'EXPORT/CONSIGNEE DETAILS' section, which includes a 'User Reference No.' field. At the bottom right of the page, there is a row of action buttons: a home icon, an envelope icon, a refresh icon, a close icon, a print icon, a document icon, and a red 'Actions' button. A red arrow points to the 'Actions' button.

Figure 6: Action Button

COMMUNICATION

Under Communication the user will have access to options such as “Reset Send Status”, “Send Multiple”, “Retrieve Messages”, “Send Log”, “Receive Log” and “Process Log”.



The screenshot displays the E-Certificate of Origin Application System interface. The user is logged in as FRANCHETTE. The left sidebar contains a menu with the following items: New Application, Communication (highlighted with a red arrow), Reset Send Status, Send Multiple, Retrieve Messages, Send Log, Receive Log, Process Log, Maintenance, and Report. The main content area shows a table with the following columns: HS Code, Description 1, Description 2, BOE Item No, Quantity, and UOM. The table contains one entry with the following data:

HS Code	Description 1	Description 2	BOE Item No	Quantity	UOM
01012100	AS		123	6	AE

Below the table, the DECLARANT information is displayed:

DECLARANT

Code: IMO0164 Name: MAURITIUS NETWORK SERVICES LTD

Address: EBENE ROSE HILL

Version: 1.0.1
MNS © 2020 All rights reserved.
Data Protection Notice
Privacy Policy

Figure 7: Communication

MAINTENANCE

Maintenance allows the user to add a new exporter under the item “Exporter” and to view “Declarant Details”.



Figure 8: Maintenance

Click on the + button and fill in relevant information to add a new exporter

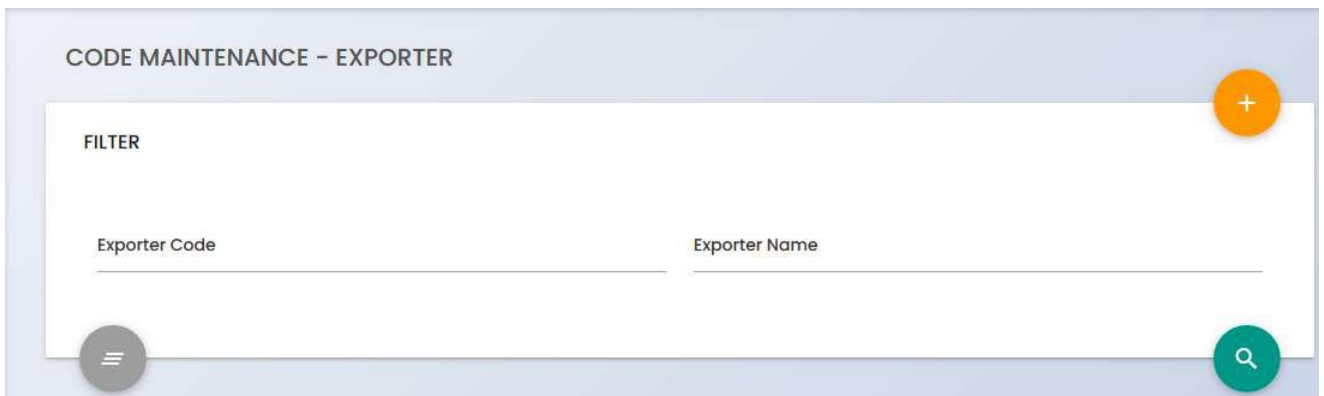


Figure 9: Exporter